



## Legend





### PROVISIONAL Overall Classification After LEG 2

Pos	#	Crew	Nat	Car	G-C	Pos	Coef	DAY 1	RT09	RT10	RT11	RT12	RT13	RT14	RT15	RT16	RT17	TC	SC	CP	Pen	DAY 2	Jok.	Total	Prev.	1st
1	106	DE LEEUW CHRISTIAENS		OPEL Ascona A 1900	2-5	1-1	1.00	83	114	10	64	88	C	42	72	26	84	0	0	0	0	500	0	583.00		
2	115	BEAUFORT BEAUFORT		FORD Escort RS 2000 Mk II AUS	3-9	1-1	1.00	171	138	34	98	128	C	90	152	40	108	0	0	0	0	788	0	959.00	+376	+376
3	103	COLLARD KALMES		BMW 323 i	4-13	1-1	1.00	245	184	50	96	142	C	90	134	38	84	0	0	0	0	818	0	1063.00	+104	+480
4	121	VANCOILLIE DEPOORTERE		OPEL Kadett GT/E Gr. 4	3-9	2-2	1.00	347	150	40	108	136	C	92	132	32	80	0	0	0	0	770	0	1117.00	+54	+534
5	104	LAUSBERG LAUSBERG		PORSCHE 911	3-10	3-1	1.00	287	166	54	112	150	C	96	142	44	78	0	0	0	0	842	0	1129.00	+12	+546
6	117	BOESMANS TIRTIAUX		FORD Escort RS 2000 Mk I	3-9	4-3	1.00	226	152	50	134	180	C	102	148	50	136	0	0	0	0	952	0	1178.00	+49	+595
7	112	HEBETTE BURNIAT		RENAULT 5 GT Turbo C	5-17	1-1	1.15	350.68	202.39	94.29	124.19	181.70	C	117.29	188.59	103.49	147.20	0	0	0	0	1159.13	0	1509.82	+331.8	+926.82
8	109	REGINSTER MARCHAND		OPEL Kadett GT/E	3-9	5-4	1.00	735	228	86	184	214	C	182	228	92	180	0	0	0	0	1394	0	2129.00	+619.1	+1546
9	119	DEBAERE SMETS		PORSCHE 911 S	5-18	2-1	1.15	681.88	310.49	151.79	213.89	319.69	C	197.79	308.19	147.20	200.09	0	0	0	0	1849.12	0	2531.00	+402	+1948
10	120	FAMEREE DOCQUIER		PEUGEOT 205 GTI 1900	5-17	3-2	1.15	691.06	287.49	160.99	220.79	269.09	C	193.20	266.79	140.29	197.79	0	0	0	300	2036.42	0	2727.49	+196.4	+2144.49



## Youngtimers

### PROVISIONAL Overall Classification After LEG 2

Pos	#	Crew	Nat	Car	Coef	DAY 1	RT09	RT10	RT11	RT12	RT13	RT14	RT15	RT16	RT17	TC	SC	CP	Pen	DAY 2	Jok.	Total	Prev.	1st
1	<b>113</b>	<b>DESTEXHE CONSTANT</b>		BMW 318IS-4 E36	1.00	236	148	44	116	134	C	94	144	32	94	0	0	0	0	806	0	<b>1042.00</b>		
2	<b>123</b>	<b>BOMBLET HANNOT</b>		OPEL Corsa A 1.6	1.00	289	166	66	128	144	C	122	152	56	106	0	0	0	0	940	0	<b>1229.00</b>	+187	+187
3	<b>110</b>	<b>PRÉGARDIEN LEMAIRE</b>		FORD Escort RS 2000 Mk II AUS	1.00	376	196	86	126	162	C	122	172	72	114	0	0	0	0	1050	0	<b>1426.00</b>	+197	+384
4	<b>124</b>	<b>SOETAERT HENRY</b>		PEUGEOT 106 XSI	1.00	442	214	102	152	204	C	162	202	990	244	960	0	0	0	3230	0	<b>3672.00</b>	+2246	+2630



## Classic 65

### PROVISIONAL Overall Classification After LEG 2

Pos	#	Crew	Nat	Car	G-C	Pos	Coef	DAY 1	RT09	RT10	RT11	RT12	RT13	RT14	RT15	RT16	RT17	TC	SC	CP	Pen	DAY 2	Jok.	Total	Prev.	1st
1	301	DEFLANDRE NOELANDERS		PORSCHE 911 SC 3.0 Gr. 3	3-10	1-1	0.76	71.88	2.28	26.60	12.92	1.52	C	4.04	0.76	11.88	7.08	0	0	0	0	67.08	0	<b>138.96</b>		
2	302	BAILLET COLLIARD		PORSCHE 911	4-14	1-1	0.82	103.58	3.46	19.68	12.30	4.64	C	7.56	3.64	13.66	12.66	0	0	0	0	77.6	0	<b>181.18</b>	+42.2	+42.22
3	306	KENIS CLAUW		BMW 325 i	4-13	2-1	0.86	117.62	6.16	19.78	13.90	6.16	C	8.60	3.58	16.34	19.06	0	0	0	0	93.58	0	<b>211.20</b>	+30	+72.24
4	305	BARTHOLEMY BARTHOLEMY		PORSCHE 911 SC	2-5	1-1	0.69	141.03	7.14	21.39	7.59	6.83	C	7.59	3.07	22.70	19.32	0	0	0	0	95.63	0	<b>236.66</b>	+25.4	+97.7
5	307	GENGOU GATHY		VOLVO 142 S B 20	2-5	2-2	0.68	156.28	8.12	17.96	15.56	10.84	C	13.60	8.48	13.20	12.56	0	0	0	0	100.32	0	<b>256.60</b>	+19.9	+117.64
6	304	BLAISE LIENNE		VOLKSWAGEN Golf GTI	3-8	2-1	0.79	127.08	6.53	32.39	14.22	3.95	C	12.64	10.27	27.65	23.70	0	0	0	0	131.35	0	<b>258.43</b>	+1.8	+119.47
7	311	VERSCHAEVE VANDEMOORTELE		FORD Escort RS 2000 Mk I	3-9	3-1	0.74	264.79	10.40	112.40	48	9.66	C	21.46	11.14	22.76	28.12	0	0	0	0	263.94	0	<b>528.73</b>	+270.3	+389.77
8	315	SECRETIN SECRETIN		BMW 1602	2-4	3-1	0.66	390.92	12.90	29.04	29.38	11.24	C	25.08	99.92	60.72	50.82	0	0	0	0	319.09	0	<b>710.02</b>	+181.2	+571.06
9	310	JEUNECHAMPS ENGLBERT		OPEL Ascona B 1900	3-9	4-2	0.76	620.28	19.72	36.88	39.52	15.64	C	32.68	15.88	43.28	50.92	0	0	0	0	254.51	0	<b>874.80</b>	+164.7	+735.84
10	314	GEERINCKX COLLIN		BMW 2000 Touring	3-9	5-3	0.72	874.72	28.20	30.24	48.24	22.32	C	39	22.24	34.24	48.80	0	0	0	0	273.28	0	<b>1148.00</b>	+273.2	+1009.04
11	316	MARCHAND SOREIL		BMW 320 / 6	4-13	3-2	0.83	2277.93	102.98	70.99	127.32	46.43	C	115	325	99.60	84.60	0	0	0	0	971.92	0	<b>3249.85</b>	+2101.8	+3110.89



## Classic 50

### PROVISIONAL Overall Classification After LEG 2

Pos	#	Crew	Nat	Car	G-C	Pos	Coef	DAY 1	RT09	RT10	RT11	RT12	RT13	RT14	RT15	RT16	RT17	TC	SC	CP	Pen	DAY 2	Jok.	Total	Prev.	1st
1	401	SIMON BERNARD		PORSCHE 924	3-9	1-1	0.77	53.04	2	8.85	6.39	0.77	C	5.62	2.54	5.54	6.16	0	0	0	0	37.87	0	<b>90.91</b>		
2	402	NINANE SIMON		FORD Escort 1300 GT	2-3	1-1	0.68	63.47	4.04	7.08	3.40	4.40	C	3.36	4.04	5.44	5.76	0	0	0	0	37.52	0	<b>100.99</b>	+10	+10.08
3	407	GENGOU DELMAL		FORD Sierra XR4i	4-14	1-1	0.84	91.4	12.52	6.36	8.52	4.52	C	4.84	8	9.52	9.88	0	0	0	0	64.16	0	<b>155.56</b>	+54.5	+64.65
4	404	TOMSEN VAN RIJCKEVORSEL		BMW 323 i	4-13	2-1	0.83	699.81	5.15	13.96	35.69	6.49	C	10.79	7.32	16.11	13.28	0	0	0	0	108.79	0	<b>808.59</b>	+653	+717.68
5	406	ROBERT ROBERT		BMW 316	3-8	2-1	0.76	4237.6	600	600	600	100.12	C	317.68	197.20	347.36	500	0	0	0	0	3262.35	0	<b>7499.96</b>	+6691.3	+7409.05